




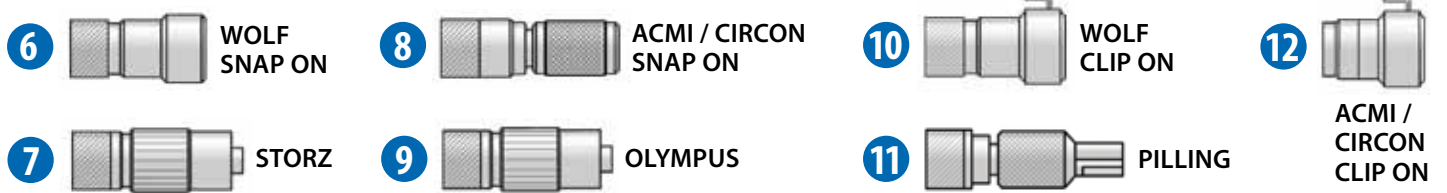
CABLE ORDERING INSTRUCTIONS

STEP 1	STEP 2	STEP 3	STEP 4	STEP 5	STEP 6	STEP 7
Determine Proximal Connector	Determine Distal Connector	Determine Fiber Optic Bundle	Determine Cable Length Size	Determine Instrument Connector Angle	Determine Sheathing Type • Non-Reinforced • 6" Reinforced • Fully-Reinforced	Determine Sheathing Color <i>(Fully-Reinforced offered in Gray only)</i>

STEP 1 PROXIMAL / ILLUMINATOR CONNECTOR

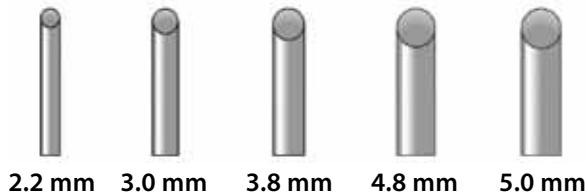


STEP 2 DISTAL / INSTRUMENT CONNECTOR



STEP 3 FIBER OPTIC BUNDLE SIZE

Place gauge on bundle to determine diameter.

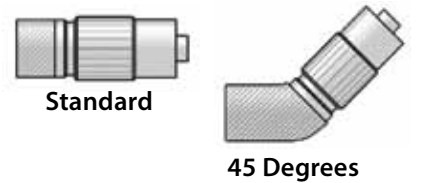


STEP 4 FIBER OPTIC CABLE LENGTH

- 6 FT
- 8 FT
- 10 FT

Custom lengths available by request.

STEP 5 INSTRUMENT CONNECTOR ANGLE



STEP 6 SHEATHING TYPE

0	Non-Reinforced
6	6" Reinforced Ends
FR	Fully-Reinforced <i>(Gray only)</i>

STEP 7 SHEATHING COLOR

CL	Clear	PK	Pink
WH	White	YL	Yellow
RD	Red	BK	Black
GY	Gray	GR	Green
BL	Light Blue		

Artisan Medical

617 Stokes Road • Suite 4-306
 Medford, NJ 08055
 ph: 866.930.3390
 fax: 609.939.0959

www.artisanmed.com